

# PHARMACON

## Downflow Booth



*Esco Pharmacon Downflow Booth,  
Model DFB-G2*

### Introduction

Downflow booths provide operator, process and / or product protection by utilizing HEPA filtered unidirectional laminar downflow to maintain an ISO 5 environment at rest within the work zone and capture particulates during open handling processes.

The standard Esco DFBG2 has over 420 possible dimensional models and approximately 3.5 million possible system configurations ensuring that Esco can provide a standard solution to fit your specific process and facility requirements. Should a standard option not fit your requirements Esco can offer a customized solution.

The DFBG2 is designed such that through the different configurations it can be applied; but not limited to, the following markets:

- Pharmaceutical
- Biological
- Cosmetic
- Animal
- Nutraceutical
- Robotic
- Food
- Electronic

### Basic Principles

- Laminar airflow velocity of  $0.45\text{m/s} \pm 20\%$  (89 ft/min) measured 150 mm (6") from terminal HEPA filter or diffuser face
- Containment Performance Target (CPT's)  $\leq 100 \mu\text{g}/\text{m}^3$  over an 8 hour Time Weighted Average (TWA) when used with proper operator techniques. CPT's of  $\leq 10 \mu\text{g}/\text{m}^3$  over an 8 hour TWA are achievable with the use of a high containment screen

- ISO 5 work space environment at rest conditions
- Enhanced cGMP practices
- Cross contamination control through negative and positive pressure environment option

### Standard Features

- cGMP modular design with minimized joints and seams
- 6 different filter configurations available utilizing combinations of G4, F8, Carbon, H13, H14 and PLF screens
- Gel Seal HEPA Filters
- Integrated Filter challenge ports

### Features

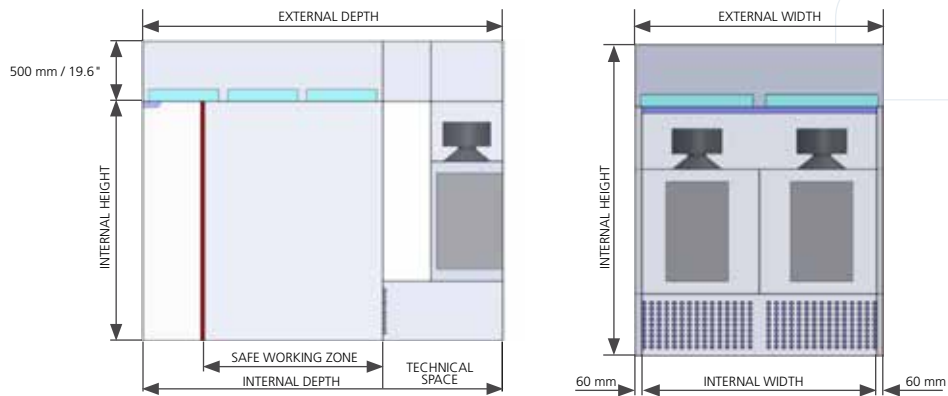
- Safe Change filter configurations are available for potent products, selectable to change either internally or externally to the booth
- Open loop or Closed Loop fan control configurations
- Recirculating or Single Pass airflow configurations allowing use for powder or solvent applications
- Optional cooling coil systems to provide operator comfort
- PVC strip curtains available
- Energy efficient EC fan units available to minimize operating costs
- Optional hazardous area configurations to meet ATEX and NEC 505 requirements.
- Multiple control system options (HMI, Push Button or Sentinel Gold Microprocessor interfaces)
- Modular design allows future system adjustment without full booth replacement

Model	Series	Explosive Rating	Inside Height	Outside Width	Inside Depth	Back Stack Depth	Filter Group	Fan/Filter Access	Recirculating or Single Pass Airflow	LOP Location	Bleed Position	Powder Coated Components	Stainless Steel Components	PVC Group	Supply Voltage	MCP Location	Control Type	Cooling Type	Other Options	
DFBG2																				

Note: Refer to the configuration table below for parameter selection options and input them into the cells above. For example: DFBG2-SC-SA-21-24-20-B-A-R-F-PQ-RS-NILL-D-RM-3-CC-02-03-05 would be a safe change, safe area booth that has an internal height of 2.1m, an external width of 2.4m and an internal depth of 2.0m and so on. For any option that you may not desire (PVC curtains, cooling options or other options) insert NILL into the cell.

		0.3 m Back Stack	0.6 m Back Stack	1.0 m Back Stack
Series	Option SC: Safe Change			✓
	Option SCNB: Safe Change No-Bag			✓
Explosive Rating	Option ST: Standard	✓	✓	
	Option SA : Safe Area		✓	✓
	Option ED: Explosive Dust		✓	✓
Dimensional Option	Option EG: Explosive Gas		✓	✓
	Internal Height Options (m)	2.1, 2.5	2.1, 2.5	2.1, 2.5
	External Width Options (m)	1.6, 1.8, 2.0, 2.4, 2.6, 2.8, 3.0, 3.2, 3.4, 3.6, 3.8, 4.0, 4.2, 4.4, 4.6, 4.8, 5.0	1.6, 1.8, 2.0, 2.4, 2.6, 2.8, 3.0, 3.2, 3.4, 3.6, 3.8, 4.0, 4.2, 4.4, 4.6, 4.8, 5.0	1.6, 1.8, 2.0, 2.4, 2.6, 2.8, 3.0, 3.2, 3.4, 3.6, 3.8, 4.0, 4.2, 4.4, 4.6, 4.8, 5.0
Filter Arrangement Options	Internal Depth Options (m)	0.8, 1.2, 1.6	0.8, 1.2, 1.6, 2.0, 2.4	0.8, 1.2, 1.6, 2.0, 2.4, 2.8
	Option A - G4,F8,H13,H14,PLF			✓
	Option B - G4,F8,H13,H14			✓
	Option C - G4,F8,H13,PLF			✓
	Option D - G4,F8,H14		✓	✓
	Option E - Carbon,H14	✓		✓
Fan / Filter Access	Option F - Front	✓		✓
	Option A - Internal to Booth	✓	✓	✓
Airflow Arrangement	Option B - External Area			✓
	Option R - Recirculating	✓	✓	✓
Bleed Position	Option S - Single Pass			✓
	Option T - Top			✓
M.O.C. Options	Option F - Front	✓	✓	✓
	Option P: Ceiling Plenum	A: 316SS, B: 304 SS, C: White PC. EG Steel	A: 316SS, B: 304 SS, C: White PC. EG Steel	A: 316SS, B: 304 SS, C: White PC. EG Steel
	Option Q: Side Panels, Rear Wall	A: 316SS, B: 304 SS, C: White PC. EG Steel	A: 316SS, B: 304 SS, C: White PC. EG Steel	A: 316SS, B: 304 SS, C: White PC. EG Steel
	Option R: Filter Housings, Fan Boxes, Spacer (if present) & Transition	A: 316SS, B: 304 SS, C: White PC. EG Steel	A: 316SS, B: 304 SS, C: White PC. EG Steel	A: 316SS, B: 304 SS, C: White PC. EG Steel
	Option S: Plinth	A: 316SS, B: 304 SS, C: White PC. EG Steel	A: 316SS, B: 304 SS, C: White PC. EG Steel	A: 316SS, B: 304 SS, C: White PC. EG Steel
	Option T: Exhaust Grills	A: 316SS, B: 304 SS, C: White PC. EG Steel	A: 316SS, B: 304 SS, C: White PC. EG Steel	A: 316SS, B: 304 SS, C: White PC. EG Steel
PVC Curtains	Option U: Exterior Side Panels	A: 316SS, B: 304 SS, C: White PC. EG Steel	A: 316SS, B: 304 SS, C: White PC. EG Steel	A: 316SS, B: 304 SS, C: White PC. EG Steel
	Option T - Top			✓
	Option F - Front	✓	✓	✓

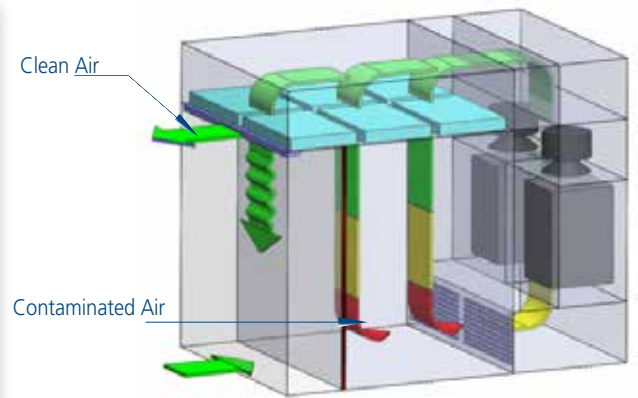
Notes:  
\* Explosive Rating requires full definition at the time of enquiry



		0.3 m Back Stack	0.6 m Back Stack	1.0 m Back Stack
Voltage Supply	Option A: 230 V, 50 Hz, 1 Ph	✓		
	Option B: 400 V, 50 Hz, 3 Ph		✓	✓
	Option C: 208 V, 60 Hz, 3Ph		✓	
	Option D: 480 V, 60 Hz, 3 Ph		✓	✓
	Option E: 120 V, 60 Hz, 1 Ph	✓		

MCP Location	OR: Onboard Right Access	✓	✓	✓
	OL: Onboard Left Access	✓	✓	✓
	OF: Onboard Front Access	✓		
	RM: Remote Mounted	✓	✓	
Control Type	Option 1: PLC/PB's/PDI/PDT - Allen Bradley Components - Closed Loop		✓	✓
	Option 2: PLC/PB's/PDI/PDT - Siemens Components - Closed Loop		✓	✓
	Option 3: PLC/HMI/PDT - Allen Bradley Components - Closed Loop		✓	✓
	Option 4: PLC/HMI/PDT - Siemens Components - Closed Loop		✓	✓
	Option 5: Sentinel Gold/PDI/PDT- Open Loop	✓		
Cooling Type	Option CC: Chilled Water		✓	✓
	Option DX: Direct Expansion		✓	✓
	Option GL: Glycol		✓	✓

Mechanical	Many standard offerings to fit our client's needs result in reduced project start-up and fabrication times resulting in quicker equipment deliveries
	Modular design provides the option of increasing / decreasing booth size on-site without purchasing a new piece of equipment
Controls	DFB control system is pre-programmed for all possible options so existing DFBs can be easily adapted to suit changing customer needs
	Control system offerings (Siemens, AB, Sentinel Controller) provide options for international compliance and true closed loop control
Sales	Automated DFBG2 sales tool allows for instant quoting and drawing generation to greatly reduce the time between RFQ and quote submittal



**Airflow Schematic**

## OPTIONS



1. High Containment Screen (1 or 5D)



6. Two Additional Electrical Outlets



11. Sound Insulation



2. Bench; SST or Granite Tables, W x D, Fixed to Booth or Stand Alone



7. Pass Through



12. Ethernet & RS-232 Pass Through Connections



3. Computer Monitor Mounting Screen



8. Side Wall Fire Sprinkler Penetration



13. Bumper Rails



4. Airlock



9. Material Handling



14. Temperature & .H. Local Display



5. UV Light Guards

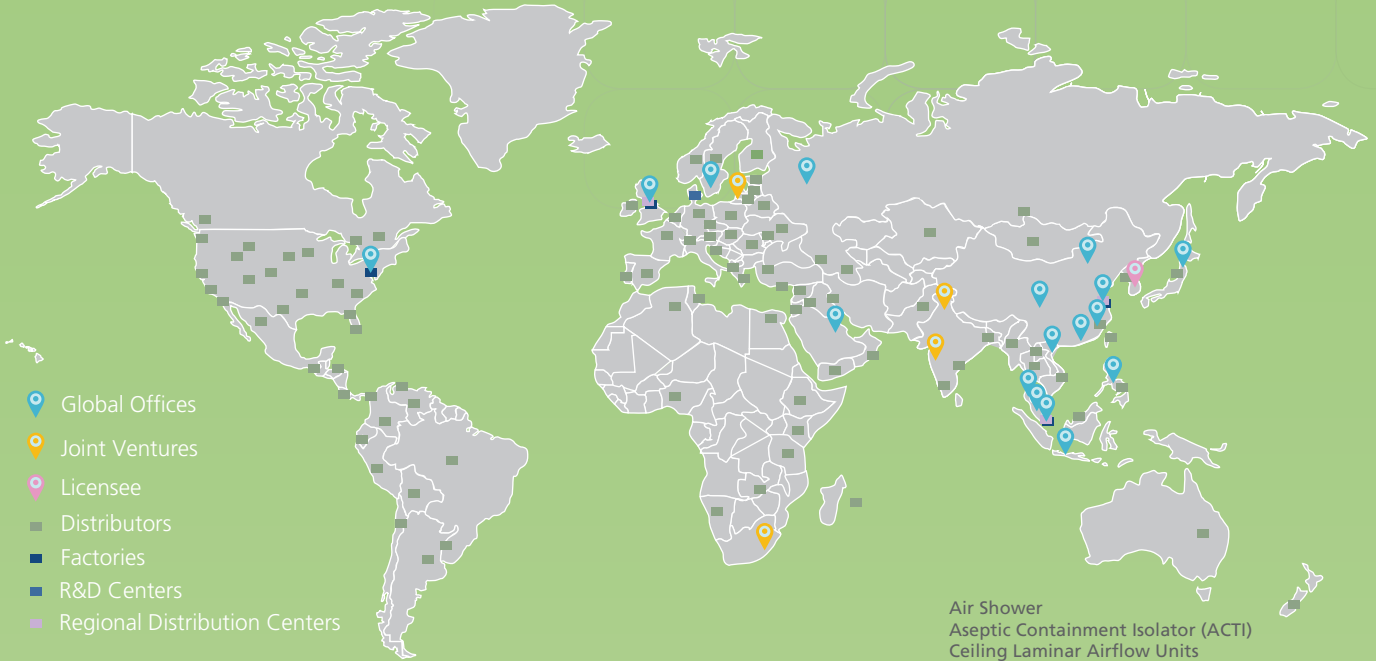


10. Vision Panel



15. Drum Tipper

# ESCO GLOBAL NETWORK



- Air Shower
- Aseptic Containment Isolator (ACTI)
- Ceiling Laminar Airflow Units
- Cleanroom Transfer Hatch
- Containment Barrier Isolator (CBI)
- Compounding Aseptic Isolator
- Compounding Aseptic Containment Isolator
- Downflow Booth (DFB)
- Dynamic Floor Label Hatch
- Dynamic Pass Box
- Evidence Drying Cabinet
- Garment Storage Cabinet
- General Processing Platform Isolator (GPPI)
- Healthcare Platform Isolator
- Laminar Flow Horizontal Trolley
- Laminar Flow Straddle Units, Single and Double Laminar Flow Vertical Trolley
- Pass Box
- Soft Wall Cleanroom
- Sputum Booth
- Ventilated Balance Enclosure (VBE)
- Weighing and Dispensing Containment Isolator (WDCI)

Since 1978, Esco has emerged as a leader in the development of controlled environment, laboratory and pharmaceutical equipment solutions. Products sold in more than 100 countries include biological safety cabinets, fume hoods, ductless fume hoods, laminar flow clean benches, animal containment workstations, cytotoxic cabinets, hospital pharmacy isolators, and PCR cabinets and instrumentation. With the most extensive product line in the industry, Esco has passed more tests, in more languages, for more certifications, throughout more countries than any biosafety cabinet manufacturer in the world. Esco remains dedicated to delivering innovative solutions for the clinical, life science, research and industrial laboratory community. [www.escoglobal.com](http://www.escoglobal.com).



Esco Pharma Pte Ltd  
 21 Changi South Street 1 Singapore 486777 • Tel: +65 65420833  
 Fax: +65 65426920 • Email: [csis.pharma@escoglobal.com](mailto:csis.pharma@escoglobal.com)

Esco Technologies, Inc.  
 2512 Metropolitan Drive, Suite 120 B  
 Feasterville- Trevose, PA 19053-6738  
 Tel: 215 322 2155 • Email: [eti.pharma@escoglobal.com](mailto:eti.pharma@escoglobal.com)

Esco Gb Ltd  
 Unit 2 R-Evolution @ Gateway 36, Kestrel Way, Barnsley, S70 5SZ  
 Tel: +44 (0) 1226 360 799 • Email: [egb.pharma@escoglobal.com](mailto:egb.pharma@escoglobal.com)

Esco Global Offices: Bahrain | Bangladesh | China | India | Indonesia | Italy | Japan  
 Malaysia | Philippines | Russia | Singapore | South Africa | South Korea | Thailand  
 United Kingdom | USA | Vietnam

Esco Pharma Down Booth, Sell sheet, M1, #B2, 06 Sep 2017  
 Esco can accept no responsibility for possible errors in catalogues, brochures and other printed materials. Esco reserves the right to alter its products and specifications without notice. All trademarks and logos in this material are the property of Esco and the respective companies.